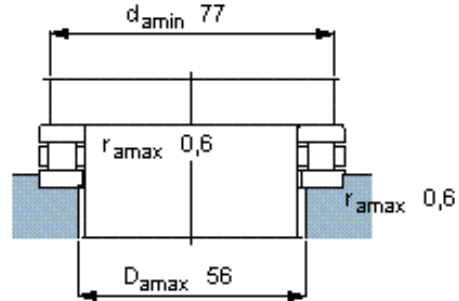
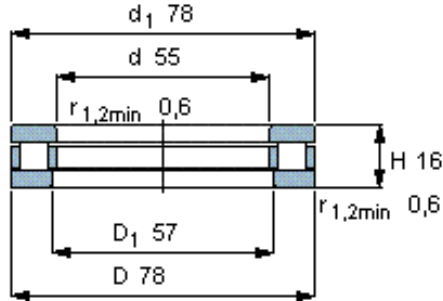
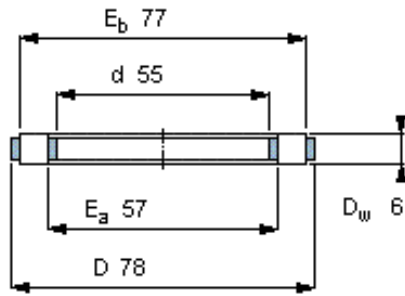


Principal dimensions			Basic load ratings		Speed ratings		Designations	
d	D	H	dynamic C	static C0	Reference speed	Limiting speed	Complete bearing	Roller and cage thrust assembly
mm			kN		r/min		-	
55	78	16	69,5	285	1900	3800	81111 TN	K 81111 TN

Complete bearing



Roller and cage thrust assembly



K 81111 TN

Mass kg 0,045

Appropriate components

Shaft washer
WS 81111

Housing washer
GS 81111

Universal washer
LS 5578

